



France Life Imaging

program

---

FRANCE LIFE IMAGING (FLI)

Technical and scientific workshop

---

November 20th-22th - Strasbourg

**WP3 : Interventional Imaging & WP2 : Instrumentation  
WP : Formation - FLI**

*Strasbourg Translational Medicine Research Federation (FMTS)  
Medical Imaging, Robotics, Biomechanics Axis*

Scientific committee : Michel de Mathelin et Luc Darrasse

Localizations: IRCAD, 1 Place de l'Hôpital  
Forum, Faculté de Médecine, 4 rue Kirschleger



## Wednesday, November 20th (1st day) – WP3

Forum, A301, Faculty of Medicine, 4 rue Kirschleger

Welcome



13h30-14h00

-  14h00 - 14h30 : Interventional MRI research in Freiburg  
[Mickael Bock](#)
-  14h30 - 15h00 : Interventional MRI using robotics vision  
[Markus Neumann & Élodie Breton \(ICube\)](#)
-  15h00 - 15h30 : Interventional MRI Research in Bordeaux  
[Bruno Quesson \(IHU, Bordeaux\)](#)
-  15h30 - 16h00 : MRI-guided solutions for High Intensity Focused Ultrasound therapy  
[Erik Dumont \(IGT, Bordeaux\)](#)
-  16h00 - 16h30 : Break
-  16h30 - 17h00 : Multimodal image-guided HIFU therapy: applications in oncosurgery  
[J.-Y. Chapelon \(Inserm, Lyon\)](#)
-  17h00 - 17h30 : Dual-mode transducers for image-guided HIFU focale therapy: application to endocavitary treatments and Augmented Navigation  
[W. Apoutou N'Djin \(Inserm, Lyon\)](#)
-  17h30 - 18h00 : Pre-clinical MR-PET development in Dijon  
[Paul Walker](#)
-  18h15 - 19h00 : **Group I** - Visit of IPB-ICube – Robotized Image guided TMS  
[Jack Foucher](#), [Pierre Renaud](#), [Jean-Paul Armspach](#)
-  19h30 : Bus departure to Olwisheim
-  20h00 : Dinner at the *Landhof*





## Thursday, November 21th (2nd day)

Morning session at IRCAD, 1 place de l'Hôpital – WP3

Welcome  8h30-9h00

-  9h00 - 9h30 : Presentation of IRCAD, ICube Medical Robotics team, and IHU of Strasbourg on Image Guided Hybrid Surgery  
[Luc Soler, Michel de Mathelin](#)
-  9h30 - 11h00 : Visit of IRCAD, ICube – Medical Robotics Team, and IHU Image Guided Therapies platforms
-  11h00 - 12h00 : Visit of the Interventional Radiology department at the Strasbourg University Hospital  
[Afshin Gangi](#)
-  12h00 - 14h00 : Lunch at IRCAD

### Afternoon session – WP2

-  14h00 - 15h00 : **Group II** - Presentation and visit IPB-ICube – Robotized Image guided TMS  
[Jack Foucher, Pierre Renaud, Jean-Paul Armspach](#)
-  15h00 : Bus departure to Cronenbourg
-  15h30 - 17h30 : Visit of IPHC cyclotron and imaging research department  
[David Brasse \(IMABIO - Cronenbourg\)](#)
-  20h00 : Dinner at *Maison Kammerzell*

## Friday, November 22th (3rd day) – WP2

IRCAD, 1 place de l'Hôpital

Welcome



8h00-8h30

-  8h30 - 9h00 : MRI compatible Hall effect sensors  
[Luc Hébrard \(ICube\)](#)
-  9h00 - 9h30 : MRI compatible instrumentation research in Nancy  
[Jacques Felblinger \(Nancy\)](#)
-  9h30 - 10h00 : MRI – Steady state what else?  
[Oliver Bieri \(Bâle\)](#)
-  10h00 - 10h30 : Quantitative susceptibility imaging  
[Ludovic de Rocherfort \(Orsay\)](#)
-  10h30 - 11h00 : Break
-  11h00 - 11h30 : High field (9.4T) MRI research in Tübingen  
[Gisela Hagberg, Klaus Scheffler](#)
-  11h30 - 12h00 : Molecular imaging research and development at IPHC  
[David Brasse \(Strasbourg\)](#)
-  12h00 - 12h30 : Ultrafast optoelectronic developments for medical imaging at ICube  
[Wilfried Uhring, Patrick Poulet](#)
-  12h30 - 13h00 : Preclinical in-vivo MR imaging at clinical field value  
[Philippe Choquet \(ICube\)](#)

+ visit of the preclinical in-vivo platform at the CHU Hautepierre at 14h00 for a small group of visitors ([Philippe Choquet](#))